

(1)(a) Statement showing Shareholding Pattern

Name of the Company	Frontline Securities Limited		
Scrip Code : 06040,	Name of Scrip: Frontline Securities Limited	Class of Security: Equity	
Quarter ended : 30 <sup>th</sup> September, 2012			
<b>Partly paid-up shares:-</b>	<b>No. of partly paid-up shares</b>	<b>As a % of total no. of partly paid-up shares</b>	<b>As a % of total no. of shares of the company</b>
Held by promoter/promoter group	0	0.00000	0.00000
Held by public	0	0.00000	0.00000
<b>Total</b>	<b>0</b>	<b>0.00000</b>	<b>0.00000</b>
<b>Outstanding convertible securities:-</b>	<b>No. of outstanding securities</b>	<b>As a % of total no. of outstanding convertible securities</b>	<b>As a % of total no. of shares of the company, assuming full conversion of the convertible securities</b>
Held by promoter/promoter group	0	0.00000	0.00000
Held by public	0	0.00000	0.00000
<b>Total</b>	<b>0</b>	<b>0.00000</b>	<b>0.00000</b>
<b>Warrants:-</b>	<b>No. of warrants</b>	<b>As a % of total no. of warrants</b>	<b>As a % of total no. of shares of the company, assuming full conversion of warrants</b>
Held by promoter/promoter group	0	0.00000	0.00000
Held by public	0	0.00000	0.00000
<b>Total</b>	<b>0</b>	<b>0.00000</b>	<b>0.00000</b>
<b>Total paid-up capital of the company, assuming full conversion of warrants and convertible securities</b>	<b>N.A.</b>		



Category Code	Category of shareholder	Number of shareholders	Total number of shares	Number of shares held in dematerialized form	Total Shareholding as a percentage of Total number of shares		Shares pledged or otherwise encumbered	
					As a percentage of (A+B) (VI)	As a percentage of (A+B+C) (VII)	Number of shares (VIII)	As a percentage (IX)=(VIII)/(IV)*100
(I)	(II)	(III)	(IV)	(V)	(VI)	(VII)	(VIII)	(IX)
(A)	<b>Promoter and Promoter Group</b>							
(1)	Indian							
(a)	Individuals/ Hindu Undivided Family	8	2,049,900	2,049,900	21.56666	21.56666	0	0.00000
(b)	Central Government/ State Government(s)	0	0	0	0.00000	0.00000	0	0.00000
(c)	Bodies Corporate	2	5,045,043	5,045,043	53.07806	53.07806	0	0.00000
(d)	Financial Institutions/ Banks	0	0	0	0.00000	0.00000	0	0.00000
(e)	Any Other (Specify)	0	0	0	0.00000	0.00000	0	0.00000
	<b>Sub-Total (A)(1)</b>	<b>10</b>	<b>7,094,943</b>	<b>7,094,943</b>	<b>74.64472</b>	<b>74.64472</b>	<b>0</b>	<b>0.00000</b>



Category Code	Category of shareholder	Number of shareholders	Total number of shares	Number of shares held in dematerialized form	Total Shareholding as a percentage of Total number of shares		Shares pledged or otherwise encumbered	
					As a percentage of (A+B) (VI)	As a percentage of (A+B+C) (VII)	Number of shares (VIII)	As a percentage (IX)=(VIII)/(IV)*100
(I)	(II)	(III)	(IV)	(V)				
(2)	<b>Foreign</b>							
(a)	Individuals (Non-Resident Individuals / Foreign Individuals)	0	0	0	0.00000	0.00000	0	0.00000
(b)	Bodies Corporate	0	0	0	0.00000	0.00000	0	0.00000
(c)	Institutions	0	0	0	0.00000	0.00000	0	0.00000
(d)	Any Other (specify)	0	0	0	0.00000	0.00000	0	0.00000
	<b>Sub-Total (A)(2)</b>	0	0	0	0.00000	0.00000	0	0.00000
	<b>Total Shareholding of Promoter and Promoter Group (A)=A(1)+A(2)</b>	<b>10</b>	<b>7,094,943</b>	<b>7,094,943</b>	<b>74.64472</b>	<b>74.64472</b>	0	0.00000



Category Code	Category of shareholder	Number of shareholders	Total number of shares	Number of shares held in dematerialized form	Total Shareholding as a percentage of Total number of shares		Shares pledged or otherwise encumbered	
					As a percentage of (A+B) (VI)	As a percentage of (A+B+C) (VIII)	Number of shares (VIII)	As a percentage (IX)=(VIII)/(IV)*100 N.A.
(I)	(II)	(III)	(IV)	(V)				
(B)	<b>Public Shareholding</b>						N.A.	N.A.
(1)	Institutions						N.A.	N.A.
(a)	Mutual Funds/ UTI	0	0	0	0.00000	0.00000		
(b)	Financial Institutions/ Banks	0	0	0	0.00000	0.00000		
(c)	Central Government/ State Government(s)	0	0	0	0.00000	0.00000		
(d)	Venture Capital Funds	0	0	0	0.00000	0.00000		
(e)	Insurance Companies	0	0	0	0.00000	0.00000		
(f)	Foreign Institutional Investors	0	0	0	0.00000	0.00000		
(g)	Foreign Venture Capital Investors	0	0	0	0.00000	0.00000		



Category Code	Category of shareholder	Number of shareholders	Total number of shares	Number of shares held in dematerialized form	Total Shareholding as a percentage of Total number of shares		Shares pledged or otherwise encumbered	
					As a percentage of (A+B) (VI)	As a percentage of (A+B+C) (VII)	Number of shares (VIII)	As a percentage (IX)=(VIII)/(IV)*100
(I)	(II)	(III)	(IV)	(V)				
(h)	Any Other (specify)	0	0	0	0.00000	0.00000		
	<b>Sub-Total (B)(1)</b>	<b>0</b>	<b>0</b>	<b>0</b>	<b>0.00000</b>	<b>0.00000</b>		
(2)	Non-institutions						N.A.	N.A.
(a)	Bodies Corporate	68	713,028	691,728	7.50165	7.50165		
(b)	Individuals –							
	i. Individual shareholders holding nominal share capital <= Rs.1 Lakh.	3706	647,196	256,840	6.80904	6.80904		
	ii. Individual shareholders holding nominal share capital > Rs.1 Lakh.	16	749,046	749,046	7.88059	7.88059		



Category Code	Category of shareholder	Number of shareholders	Total number of shares	Number of shares held in dematerialized form	Total Shareholding as a percentage of Total number of shares		Shares pledged or otherwise encumbered	
					As a percentage of (A+B) (VI)	As a percentage of (A+B+C) (VII)	Number of shares (VIII)	As a percentage (IX)=(VIII)/(IV)*100
(I)	(II)	(III)	(IV)	(V)	(VI)	(VII)	(VIII)	(IX)
(c)	Others							
	(1) Directors & their relatives	7	1120	0	0.01178	0.01178		
	(2) Non Resident Indians	4	298,823	298,823	3.14387	3.14387		
	(3) Hindu Undivided Families	4	794	794	0.00835	0.00835		
	<b>Sub-Total (B)(2)</b>	<b>3805</b>	<b>2,410,007</b>	<b>1,997,231</b>	<b>25.35528</b>	<b>25.35528</b>		
	<b>Total Public Shareholding (B)=(B)(1)+(B)(2)</b>	<b>3805</b>	<b>2,410,007</b>	<b>1,997,231</b>	<b>25.35528</b>	<b>25.35528</b>	N.A.	N.A.
	<b>TOTAL (A)+(B)</b>	<b>3815</b>	<b>9,504,950</b>	<b>9,092,174</b>	<b>100.00000</b>	<b>100.00000</b>		



Category Code	Category of shareholder	Number of shareholders	Total number of shares	Number of shares held in dematerialized form	Total Shareholding as a percentage of Total number of shares		Shares pledged or otherwise encumbered	
					As a percentage of (A+B) (VI)	As a percentage of (A+B+C) (VIII)	Number of shares (VIII)	As a percentage (IX)=(VIII)/(IV)*100 N.A.
(I)	(II)	(III)	(IV)	(V)				
(C)	<b>Shares held by Custodians and against which Depository Receipts have been issued</b>	0	0	0	0.00000	0.00000	N.A.	N.A.
(1)	<b>Promoter and Promoter Group</b>	0	0	0	0.00000	0.00000	N.A.	N.A.
(2)	<b>Public</b>	0	0	0	0.00000	0.00000	N.A.	N.A.
	<b>GRAND TOTAL (A)+(B)+(C)</b>	<b>3815</b>	<b>9,504,950</b>	<b>9,092,174</b>	<b>100.00000</b>	<b>100.00000</b>	<b>0</b>	<b>0.00000</b>




(1)(b) Statement showing holding of securities (including shares, warrants, convertible securities) of persons belonging to the category "Promoter and Promoter Group"

S.No.	Name of the shareholder	Details of Shares held		Encumbered shares (*)			Details of warrants		Details of convertible securities		Total shares (including underlying shares assuming full conversion of warrants and convertible securities) as a % of diluted share capital
		No. of Shares held	As a % of grand total (A)+(B)+(C)	No.	As a percentage	As a % of grand total (A)+(B)+(C) of sub-clause (1) (a)	Number of warrants held	As a % total number of warrants of the same class	Number of convertible securities held	As a % total number of convertible securities of the same class (XI)	
(I)	(II)	(III)	(IV)	(V)	(VI) = (V)/(III)*100	(VII)	(VIII)	(IX)	(X)	(XI)	(XII)
1.	ANIRUDH KUMAR JAIN	50	0.00053	0	0.00000	0.00000	0	0.00000	0	0.00000	0.00053
2.	RAKESH K. JAIN	1,405,910	14.79135	0	0.00000	0.00000	0	0.00000	0	0.00000	14.79135
3.	PRERNA JAIN	380,720	4.00549	0	0.00000	0.00000	0	0.00000	0	0.00000	4.00549




4.	TRISHLA JAIN	100	0.00105	0	0.00000	0.00000	0	0.00000	0	0.00000	0.00105
5.	MAHESH CHAND JAIN	100	0.00105	0	0.00000	0.00000	0	0.00000	0	0.00000	0.00105
6.	KAMLESH KUMARI JAIN	200	0.00210	0	0.00000	0.00000	0	0.00000	0	0.00000	0.00210
7.	ARIDHI JAIN	108,310	1.13951	0	0.00000	0.00000	0	0.00000	0	0.00000	1.13951
8.	VIDHA JAIN	154,510	1.62557	0	0.00000	0.00000	0	0.00000	0	0.00000	1.62557
9.	FRONTLINE CAPITAL SERVICES LTD	1,130,000	11.88854	0	0.00000	0.00000	0	0.00000	0	0.00000	11.88854
10.	HOPE CONSULTANTS LTD	3,915,043	41.18952	0	0.00000	0.00000	0	0.00000	0	0.00000	41.18952
<b>Total</b>		<b>7,094,943</b>	<b>74.64472</b>	<b>0</b>	<b>0.00000</b>	<b>0.00000</b>	<b>0</b>	<b>0.00000</b>	<b>0</b>	<b>0.00000</b>	<b>74.64472</b>

(\* The term "encumbrance" has the same meaning as assigned to it in regulation 28(3) of the SAST Regulations, 2011.



**(1) ©(i) Statement showing holding of securities (including shares, warrants, convertible securities) of persons belonging to the category "Public" and holding more than 1% of the total number of shares**

S.No.	Name of the shareholder	Number of shares held	Shares as a percentage of total number of shares (i.e. Grand Total (A)+(B)+(C) indicated in Statement at para (1)(a) above	Details of warrants		Details of convertible securities		Total shares (including underlying shares assuming full conversion of warrants and convertible securities) as a % of diluted share capital
				Number of warrants held	As a % total number of warrants of the same class	Number of convertible securities held	% w.r.t. total number of convertible securities of the same class	
1.	APOLLO TRADING & FINANCE PVT. LTD	105,002	1.10471	0	0.00000	0	0.00000	1.10471
2.	R N CONSULTANTS PRIVATE LTD	104,000	1.09417	0	0.00000	0	0.00000	1.09417
3.	R.P.M. BUSINESS SERVICES PVT. LTD	107,600	1.13204	0	0.00000	0	0.00000	1.13204
4.	ASHOK SETH	100,000	1.05208	0	0.00000	0	0.00000	1.05208



5.	MOHAN VISWANATHAN PUDUGRAM	153,893	1.61908	0	0.00000	0	0.00000	1.61908
6.	ANITA MOHAN	144,530	1.52058	0	0.00000	0	0.00000	1.52058
7.	MANISH JAIN	147,496	1.55178	0	0.00000	0	0.00000	1.55178
<b>Total</b>		<b>862,521</b>	<b>9.07444</b>	<b>0</b>	<b>0.00000</b>	<b>0</b>	<b>0.00000</b>	<b>9.07444</b>



**(1) (c)(ii) Statement showing holding of securities (including shares, warrants, convertible securities) of persons (together with PAC) belonging to the category "Public" and holding more than 5% of the total number of shares of the company.**

S.No.	Name(s) of the shareholder(s) and the Persons Acting in Concert (PAC) with them	Number of shares	Shares as a percentage of total number of shares (i.e. Grand Total (A)+(B)+(C) indicated in Statement at para (1)(a) above	Details of warrants		Details of convertible securities		Total shares (including underlying shares assuming full conversion of warrants and convertible securities) as a % of diluted share capital
				Number of warrants	As a % total number of warrants of the same class	Number of convertible securities held	% w.r.t. total number of convertible securities of the same class	
1.	0	0	0.00000	0	0.00000	0	0.00000	0.00000
<b>Total</b>	<b>0</b>	<b>0</b>	<b>0.00000</b>	<b>0</b>	<b>0.00000</b>	<b>0</b>	<b>0.00000</b>	<b>0.00000</b>




1)(d) **STATEMENT SHOWING DETAILS OF LOCKED-IN SHARES**

Sr. No.	Name of the shareholder	Number of locked-in shares	Locked-in shares as a percentage of total number of shares [i.e. Grand total (A)+(B)+(C) Indicted in Statement at para (1)(a) above]
1.			
2.	-----N. A.-----		
	TOTAL		

(II)(a) **STATEMENT SHOWING DETAILS OF DEPOSITORY RECEIPTS (DRs)**

Sr.No.	Type of outstanding DR (ADRs, GDRs, SDRs, etc.)	Number of outstanding DRs	Number of Shares underlying outstanding DRs	Shares underlying outstanding DRs as a percentage of total number of shares [i.e. Grand Total (A)+(B)+(C) indicated in Statement at para (1)(a) above]
1.				
2.	-----N. A.-----			
	TOTAL			

(II)(b) **STATEMENT SHOWING HOLDING OF DEPOSITORY RECEIPTS (DRS), WHERE UNDERLYING SHARES HELD BY 'PROMOTER/PROMOTER**



**GROUP' ARE IN EXCESS OF 1% OF THE TOTAL NUMBER OF SHARES**

Sr.No.	Name of the DR Holder	Type of outstanding DR (ADRs, GDRs, SDRs, etc.)	Number of Shares underlying outstanding DRs	Shares underlying outstanding DRs as a percentage of total number of shares [i.e. Grand Total (A)+(B)+(C) indicated in Statement at para (i)(a) above]
1.				
2.	<p><b>N. A.</b></p>			
<p><b>TOTAL</b></p>				

